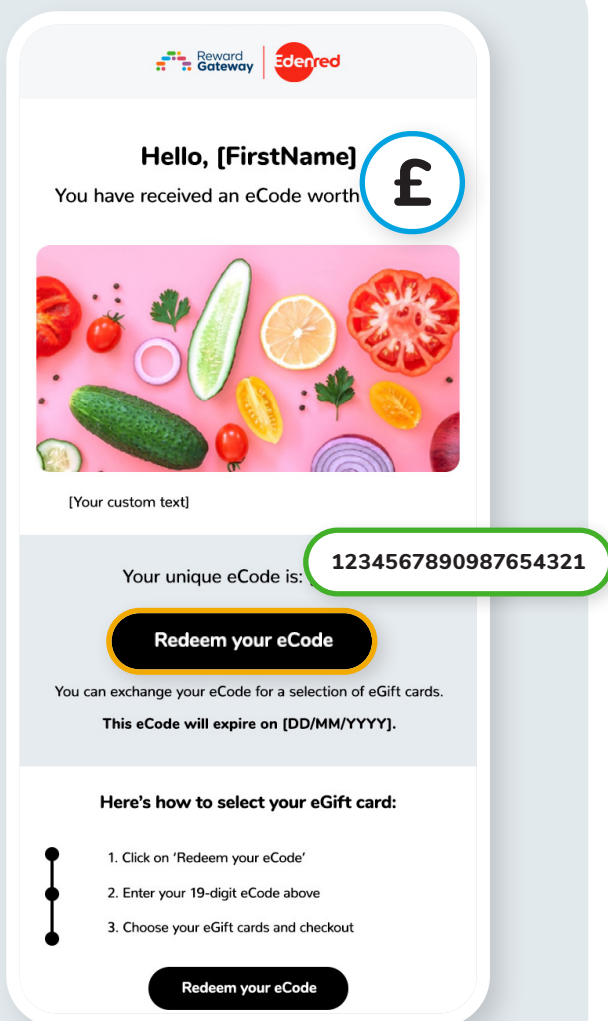


How to use your Select eCode

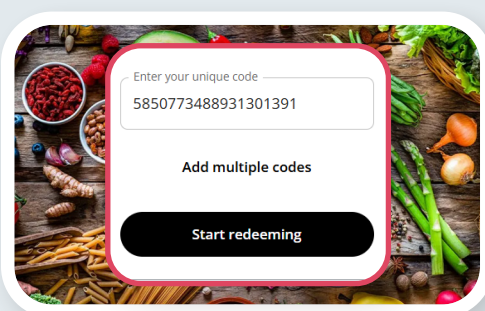
Grocery Guide



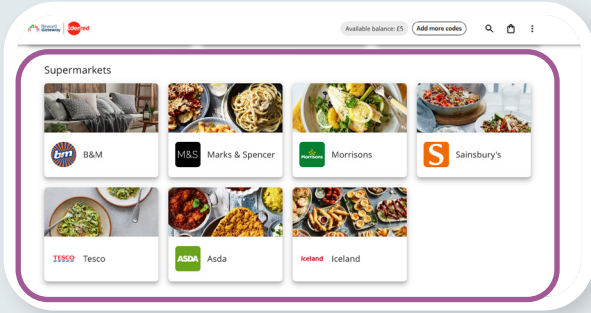
1 You will be sent an email or letter containing your **19-digit eCode**.

2 The **value** of the eCode is shown at the top of the email or letter. Go online to swap the eCode for an eGift card.

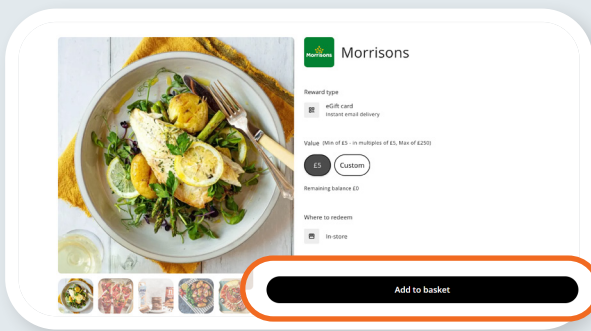
3 Click on the **“Redeem your eCode”** button in the email or visit www.selectyourcompliment.co.uk/grocery



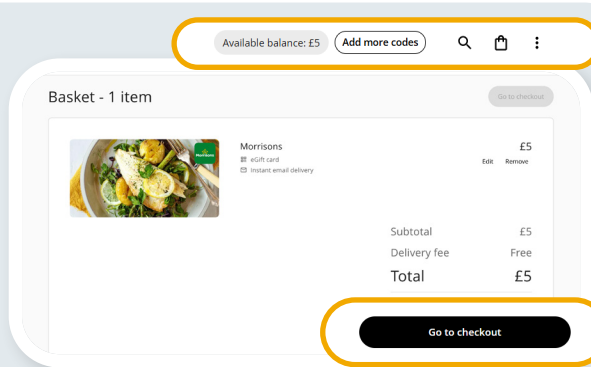
4 Enter your eCode in the box on the website, then click **“Start redeeming.”**



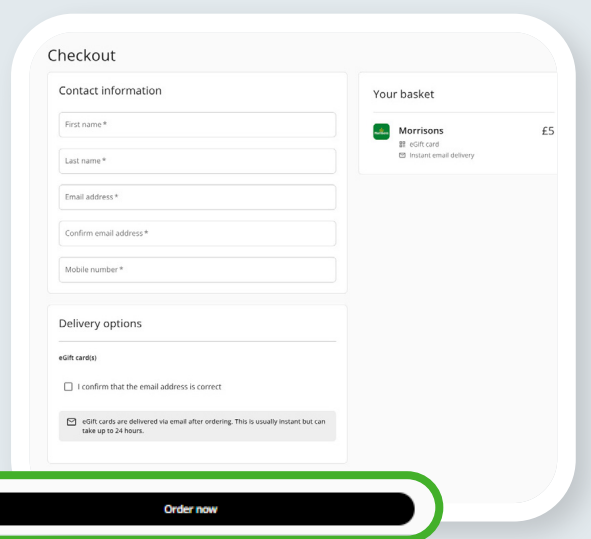
5 Choose your **preferred retailer** from the available options.




6 Choose how much money you'd like to redeem and click **"Add to basket"**.
Note: You must redeem the code in one transaction, but you can split the amount across multiple retailers.



7 Click the **shopping bag icon** at the top right of the page. Review your order to make sure it's correct, then click **"Go to checkout"**.




8 Enter your contact details, including your email address, then click **"Order now."**



9

After placing the order, your eGift card will be emailed to you **within 24 hours**. If you don't see it, check your junk or spam folder. The email will contain your eGift card. Click "**View your eGift**" to redeem it.



10

Your eGift card includes a barcode or a link to view it online. If you can't see the barcode, it may be because images aren't loading. Right-click the image and select "**Load image**" (or similar) to display it.



11

Use your eGift card online or in-store (depending on the retailer terms and conditions.) You can show the eGift card on your mobile or print it out to be scanned in-store. For online use, copy and paste the eGift card number at checkout.



Once you've used up all the money on the eGift card, it can't be used again. **Please delete the email or dispose of the printed eGift card.**



To check your **eGift card balance**, ask the shop's customer service team when you're in the store. Some shops also let you check by phone or on their website.