

# Wild animals

W/c 17th June 2024

## **Book of the week – Safari Park brochure and photos**

We are focusing on our visit and experience from the Safari Park.

## **Word of the week: Contents page**

Here is a link that will encourage your child to look carefully at different animals. Can they guess who's nose it is?

[https://youtu.be/9\\_y73k9\\_hnI?si=8PI\\_QpG65W\\_dzS4N](https://youtu.be/9_y73k9_hnI?si=8PI_QpG65W_dzS4N)



## **Spelling bee**

**Words for the week: 'from' and 'with'**



On Friday the children will be recording these two words independently in their book. **Please work on these words at home using the correct letter formation.**

## **Maths**

This week we will be describe and compare different capacities. Children will experience measuring using non-standard units of measurement to estimate the capacity of containers and the volume of liquids held in containers.

## **Vocabulary used**

Full, empty, half full, almost full, almost empty, container, width, wide, wider, widest, height, compare, same, different, tall, taller, tallest, volume, capacity

## **Phonics**

We will be recapping this half terms digraphs and trigraphs.

**ar**



st**ar**

<https://www.youtube.com/watch?v=f67q-wd5SUQ>

**or**



fo**rk**

<https://www.youtube.com/watch?v=K9gzCPb1Wvc>

**ur**



su**rf**

<https://www.youtube.com/watch?v=oaUNYXL0qKU>

**er**



ha**mm**er

<https://www.youtube.com/watch?v=XUO4gdqhoYo>

ear



Beard

[https://www.youtube.com/watch?v=u0uxEPySL\\_k](https://www.youtube.com/watch?v=u0uxEPySL_k)

air



Hair

<https://www.youtube.com/watch?v=qEB0LkBLb4o>













ure



Treasure

<https://www.youtube.com/watch?v=sjKLN8GmWx8>

Please continue to support your child's letter formation by using Phonics Shed to make sure that they are forming letters correctly. We will also be using these digraphs within our writing. Many Thanks!

Wing the duckling 	Charlie the chicken 	Blush the brush 	Theo the moth The weatherman 
Gail the snail 	Dee the sheep 	Bright the night light 	Boaty the toad 
Huey the statue 	Brown the owl 	The coin in the soil 	Boo the goose Sherwood the woodpecker 

### Tricky words

We will also be continuing to read and write the words we have learnt so far.

children	they	then	them	this
that	with	see	he	she
we	me	be	my	was
you	now	down	look	too
are	for	all	her	

### Forest school (Monday)

This week in Forest School we are making pictures using natural materials. They will also explore different textures in our Forest School environment. They will be encouraged to use the following vocabulary such as, rough, smooth, bumpy, slimy etc.



### PE

This week we will continue to play small team and partner games which are closely linked to sports day. They will develop throwing, kicking, rolling and many more skills.

We will let you know when we need trainers, as we are still in the hall but will be outside on the field soon.

### Everyday items

Please can you ensure you child brings these to school every day.

- **Red book bag with guided reading book and choose book**
- **Water bottle**  
(If you child has squash in their bottle, they will be able to have this at dinner time only)
- **Coat** (as we are outside everyday)
- **Waterproof clothing or onesie** (every Monday for Forest School)
- **Black school shoes** (To be worn every day, sadly trainers cannot have patterns or pictures on)
- **Black trainers or pumps for PE**