


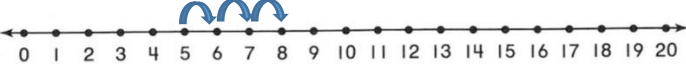
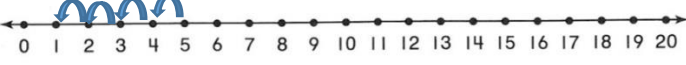




Maths Homework activities for Reception HT4

These are the main areas of Maths your child will be learning this half term. Please let us know via the Tapestry how your child gets on with the activities you try. Occasionally your child may be given extra homework to reinforce an area of Maths they need to practise.

<p>I can say one more and one less than a number.</p> <p>Encourage your child to say the number that is one more or one less than a given number. For example:</p> <p>How many people are at the bus stop? If 1 more person comes to the bus stop how many people will there be?</p> <p>I have 6 sweets, if I eat one how many will be left?</p> <p>Singing songs like 5 little speckled frogs are great for finding one less than a given number.</p> <p>http://www.topmarks.co.uk/Flash.aspx?bbc=fiveLittleSpeckledFrogs</p> 	<p>I can add and subtract</p> <p>The children learn that addition is combining two groups of objects. For example: I have 3 strawberries and you have 5. How many have we got altogether? Having the objects to actually move together and count is great.</p> <p><i>We teach them to hold the biggest number in their head...5</i></p>  <p><i>and then count on using their fingers6, 7, 8.</i></p>  <p>The children are beginning to use numbers lines to do this.</p>  <p>They learn that subtraction is 'taking away'. There are 5 toys on the floor, if we put four away how many are left? Again actually taking the objects away helps to understand what happens when we subtract. We are beginning to use number lines to subtract by counting back from the largest number.</p> 
 <p>I can count in 2s</p> <p>Practise counting forwards and backwards.</p>  <p>2, 4, 6, 8, 10, 12, 14, 16, 18, 20, 22, 24....</p>	<p>Useful websites:</p> <p>http://www.sheppardsoftware.com/mathgames/earlymath/BalloonPopSkip.htm</p> <p>http://resources.hwb.wales.gov.uk/VTC/ngfl/ngfl-flash/numbers_eng/numbers_e.html</p> <p>http://www.topmarks.co.uk/learning-to-count/teddy-numbers</p> <p>http://www.eduplace.com/kids/mw/swfs/rockhopper_grade2.html</p>